

PORTABLE A3 SYSTEM

The solid floorboards are pre-assembled into light weight panels and laid floating on an underlay of foam. Each panel is easily locked securely into position with a pre-mounted assembling fitting. Lengthwise the panels have a tongue and groove connection and at ends the panels are joined using loose tongues.

For faster and more flexible installation ask for center row which makes two way installation possible.

The intermediate layer of 10mm foam is required to provide correct shock absorption and resilience.

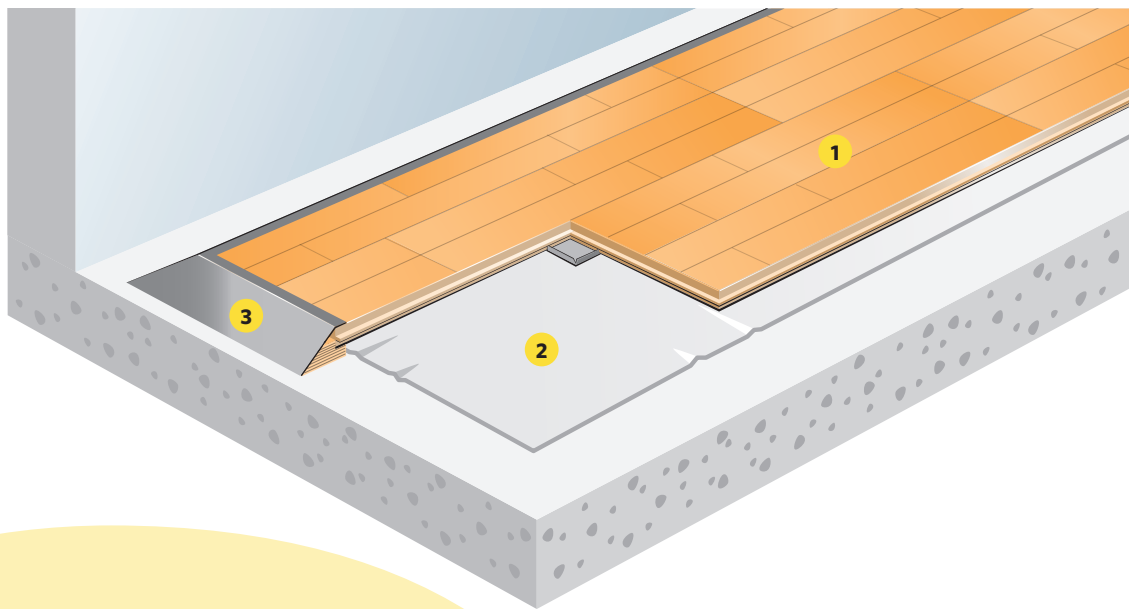
A supporting and protecting edge reducer forms a strong edge for the perimeter of the floor.

Our specially designed storage carts make storage and transportation of the panels easy.

Contact us at:

PO Box 1431 | Sherwood, OR 97140
Phone: (800) 864-1272 | Fax: (971) 832-8640
Online at: www.alliedproductsllc.com

FACTS:	
Performance	Area-elastic according to EN 14904 class A3
Use	Temporary use, sport and non-sporting events Installation over ice-rinks possible Standard Performance sport
Floorboard type	Prefinished 22mm 2-strip solid hardwood parquet
Panel size	1/1 panel 0.96 m ² - 1/2 panel 0.46 m ²
Panel weight	1/1 panel 15 kgs - 1/2 panel 7.5 kgs
Subconstruction	Floating floor system
Underlay	10mm SportsFoam
Required subfloor	Even
Construction height	32mm
Sanding and re-sealing	Yes to bare wood 8-10 times
Suitable for under floor heating	Yes



SYSTEM COMPONENTS

1. Floor panels:
 - 1/1 panel 22 x 513 x 1800mm
 - 1/1 panel 22 x 513 x 900mm
2. 10mm SportsFoam
3. Supporting edge reducer

TEST:	Requirements EN 14904:A3	Test results
Shock absorption	≥ 40 < 55 %	46%
Vertical deformation	≥ 1.8 < 3.5mm	2.0mm
Ball bounce	≥ 90 %	99%
Friction	≥ 80 ≤ 110	100
Rolling load	≥ 1500 N	✓ 2500 N ¹⁾
Point load	None	4000N - 400kgs ²⁾

¹⁾ Test with solid rubber wheels, width = 50mm, diameter = 100mm.

²⁾ Test with 100x100mm point load.

Portable A3 System Color Chart

129 mm

Beech SylvaSport

Width: 129 mm
Thickness: 22 mm

One of Junckers' classic floors. A beautiful light-coloured timber with a warm, golden grain pattern.

CHAMPION



PREMIUM



CLUB



Beech SylvaKet

Width: 129 mm
Thickness: 22 mm

Vacuum fumed Beech with a brownish appearance. SylvaKet is a shade darker than Oak and can be sanded without loss of colour.

CHAMPION



PREMIUM



CLUB



Maple


Width: 129 mm
Thickness: 22 mm

Maple has a very uniform and gentle grain pattern and the natural light colour provides a very exclusively looking floor.

CHAMPION



CLUB




Ash

Width: 129 mm
Thickness: 22 mm

Ash is a light-coloured, elegant timber, which gradually assumes a warm and beautiful golden glow.

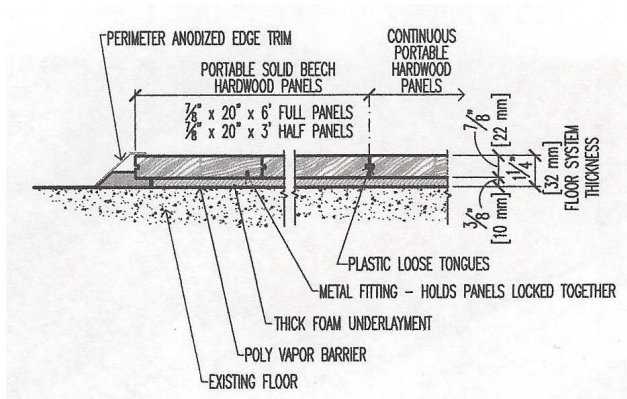
CHAMPION



PREMIUM



CLUB



©PHOTOGRAPHER/ABC
From ABC's Dancing With The Stars